

---

## **Scheda introduttiva**

---

*Tipo attività:*

---

*Quaderno attività matematica*

---

*Tipologia esercizi:*

---

*-Scrittura e pregrafismo numeri*

*-Abbinamenti*

*-Conta*

*-Addizioni sottrazioni*

*-Numeri pari e dispari*

*-Forme geometriche*

---

*Vi proponiamo di seguito una serie di schede ed attività centrate sulla matematica.*

*Il materiale è stato elaborato con lo scopo di includere una moltitudine e varietà di stimoli. Sappiamo come sia importante includere nelle attività che proponiamo ai nostri studenti le preferenze dei bambini perciò nelle schede troverete una gran varietà di personaggi che accompagneranno i nostri studenti nell'approccio con i primi concetti della matematica.*

*Consigliamo di proporre il quaderno solo dopo aver lavorato sulle attività con i numeri (vedi altro file).*

---

*Materiale a cura di Alessia Veltri per Pane e cioccolata*

---



# *Compiti delle vacanze*



*Ripassiamo insieme a Dora tutto quello che abbiamo studiato insieme sulla matematica*





*Questo è il quaderno di*

*Scrivi il tuo  
nome*

*Fai un bel  
disegno di te  
stesso!*





*Iniziamo con un bel ripasso*



1 1 1 1 1 1 1 1 1 1 1 1

1 1 1 1 1 1 1 1 1 1 1 1

1 1 1 1 1 1 1 1 1 1 1 1

2 2 2 2 2 2 2 2 2 2 2 2

2 2 2 2 2 2 2 2 2 2 2 2

2 2 2 2 2 2 2 2 2 2 2 2

3 3 3 3 3 3 3 3 3 3 3 3

3 3 3 3 3 3 3 3 3 3 3 3

3 3 3 3 3 3 3 3 3 3 3 3







4	4	4	4	4	4	4	4	4	4	4	4	
4	4	4	4	4	4	4	4	4	4	4	4	
4	4	4	4	4	4	4	4	4	4	4	4	
4	4	4	4	4	4	4	4	4	4	4	4	
4	4	4	4	4	4	4	4	4	4	4	4	
5	5	5	5	5	5	5	5	5	5	5	5	
5	5	5	5	5	5	5	5	5	5	5	5	
5	5	5	5	5	5	5	5	5	5	5	5	
6	6	6	6	6	6	6	6	6	6	6	6	
6	6	6	6	6	6	6	6	6	6	6	6	
7	7	7	7	7	7	7	8	8	8	8	8	
7	7	7	7	7	7	7	8	8	8	8	8	
9	9	9	9	9	9	9	9	9	9	9	9	
9	9	9	9	9	9	9	9	9	9	9	9	

*Non ti fermare!*





*Abbina*

1

3

6

9

7

2

5

8

4

UNO

TRE

CINQUE

SEI

QUATTRO

NOVE

OTTO

DUE

SETTE



*Adesso è il momento di scrivere il nome accanto ad ogni numero*



1 \_\_\_\_\_



2 \_\_\_\_\_

3 \_\_\_\_\_

4 \_\_\_\_\_



5 \_\_\_\_\_

6 \_\_\_\_\_

7 \_\_\_\_\_



8 \_\_\_\_\_



9 \_\_\_\_\_

10 \_\_\_\_\_





*Eccoci arrivati in spiaggia,  
abbina la quantità al numero*



1



3



2



6



4



5

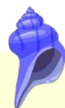


9





*Taglia e incolla al posto giusto nelle pagine seguenti*



1	3	6	9	13
17	2	4	15	14
10	18	11	5	8
12	7	20	19	16





*Conta e incolla  
il numero giusto*

A large yellow rectangular area containing six groups of seashells, each with a corresponding dashed rectangular box for counting and pasting the correct number.

- Group 1: 15 green spiral shells on the left, a dashed box on the right.
- Group 2: 10 orange scallop shells on the left, a dashed box on the right.
- Group 3: 12 purple conical shells on the left, a dashed box on the right.
- Group 4: 10 yellow scallop shells on the left, a dashed box on the right.
- Group 5: 12 blue spiral shells on the left, a dashed box on the right.
- Group 6: 15 pink scallop shells on the left, a dashed box on the right.



*Conta e incolla  
il numero giusto*









A large yellow rectangular area containing eight groups of seashells, each with a dashed square box to its right for counting and pasting the correct number.

- Group 1: 6 purple seashells, dashed box.
- Group 2: 10 orange seashells, dashed box.
- Group 3: 4 blue seashells, dashed box.
- Group 4: 8 pink seashells, dashed box.
- Group 5: 5 orange seashells, dashed box.
- Group 6: 1 yellow seashell, dashed box.

# In fondo al mar.....



Che bello in fondo al mare!  
Conta e scrivi il numero nella casellina giusta

	<input type="text"/>		<input type="text"/>		<input type="text"/>		<input type="text"/>
	<input type="text"/>		<input type="text"/>		<input type="text"/>		<input type="text"/>




# Contiamo





# In fondo al mar.....





*Fai un cerchio intorno a 5 conchiglie*



*Cerchia 2 conchiglie e 3 stelle marine*










*Conta e scrivi nella casella il numero totale*



*Sbarra il numero giusto!*





# Sulla spiaggia

Ci aiuti a trovare 4 conchiglie  
Disegnale nel riquadro



Mi servirebbe 1 maschera

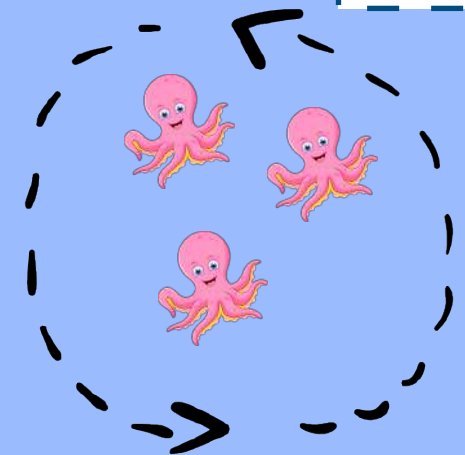


Mi farebbe comodo anche un tubo e un secchiello..Indovina cos'ho in mente.....







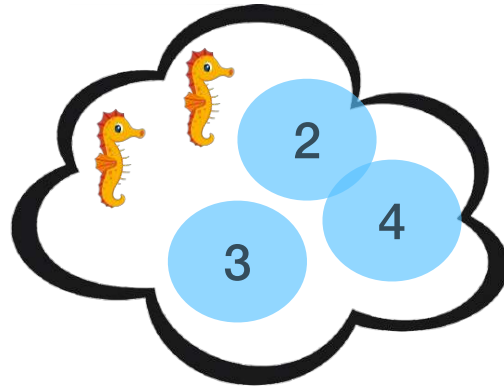
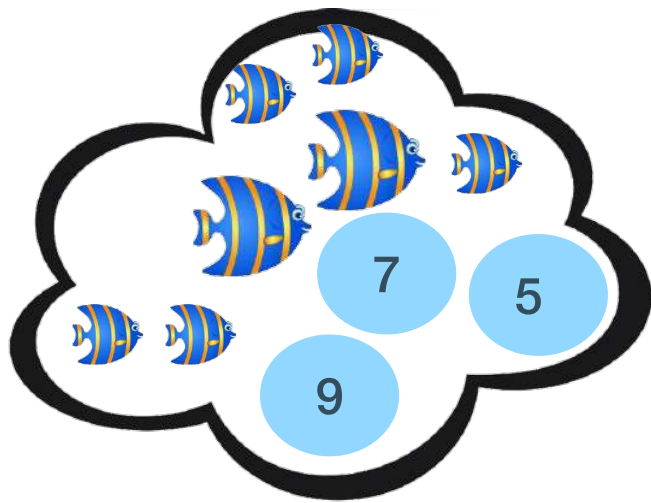


# Giro in barca





*Fai una croce sul numero giusto..*



*Disegna in ogni insieme il numero giusto di conchiglie, poi contale per svolgere le addizioni..*

A large, empty rectangular box with a black border, intended for drawing a set of 7 seashells.

7

+

A large, empty rectangular box with a black border, intended for drawing a set of 4 seashells.

4

=

A light pink rectangular box intended for writing the result of the addition 7 + 4.A large, empty rectangular box with a black border, intended for drawing a set of 8 seashells.

8

+

A large, empty rectangular box with a black border, intended for drawing a set of 4 seashells.

4

=

A light pink rectangular box intended for writing the result of the addition 8 + 4.A large, empty rectangular box with a black border, intended for drawing a set of 3 seashells.

3

+

A large, empty rectangular box with a black border, intended for drawing a set of 5 seashells.


5

=

A light pink rectangular box intended for writing the result of the addition 3 + 5.




*Disegna in ogni insieme il numero giusto di tartarughe, poi contale per svolgere le sottrazioni..*





9

-




7

=




6

-



4

=




5

-







3



=





*Qual'è il risultato? Fai una croce sulla cifra giusta.*

 +  =  7  5  6

 +  =  11  12  10


 +  =  4  15  13

 +  =  2  9  3


 +  =  7  8  9









*Togli la cifra indicata e calcola il risultato come nell'esempio.*




$$- 1 = 6$$




$$- 3 =$$



$$- 5 =$$



$$- 2 =$$



$$- 4 =$$

Risolvi le operazioni 

$8 - 2$

=

$9 + 2$

=

$12 - 4$

=

$12 - 5$

=

$13 + 3$

=

$20 - 5$

=

$15 + 6$

=







*Continua la serie aggiungendo o togliendo la cifra giusta come nell'esempio.*




**+3**





5 8 11 14 17 20




**+2**





20 18




**+1**





9 9



**+4**



7 16

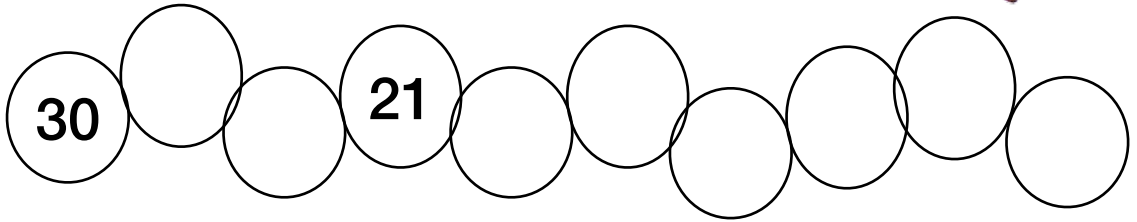




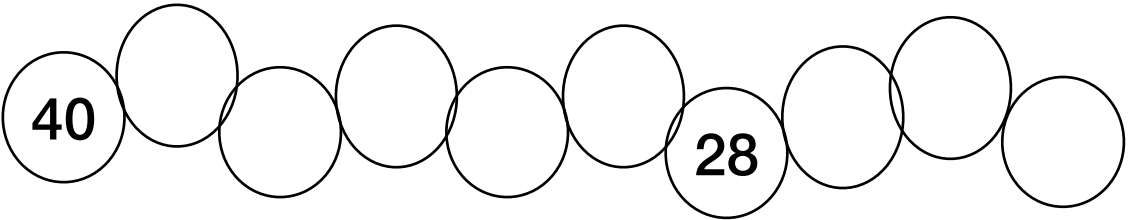
*Continua la serie aggiungendo o togliendo la cifra giusta come nell'esempio.*




-3




-2



-5



-4






Disegna un triangolo





Disegna un quadrato



Disegna un cerchio




























Disegna un rettangolo








*Scopri la forma*





*Cerchia i numeri pari*

12 18 28  
14 12 21  
11 10 23  
47 25 26  
20 27 13

*Sbarra i numeri dispari*

46 43 54 11 44  
55 53 51  
49 10 43  
4 56  
55  
42 45 50 52 11  
58



*Scrivi il nome della figura*

\_\_\_\_\_

\_\_\_\_\_

\_\_\_\_\_

\_\_\_\_\_

\_\_\_\_\_

\_\_\_\_\_

\_\_\_\_\_

\_\_\_\_\_





*Hai completato tutti gli esercizi!  
Disegna un bel trofeo con un grande numero 1..  
Sei stato bravissimo*

